


TRIATLON HURBANOVO 2018

Šprint triatlon 0.75-20-5km
výsledky v kategóriach



08.09.2018

kategória: **Dorastenci**

#kat.	meno	št. číslo	ročník	klub	krajina	status	výsl. čas	#abs.	plávanie	#kat	T1	#kat	bicykel	#kat	T2	#kat	beh	#kat	penalty	strata
1	Jozef Vrábek	9	2002	Slovenská Triatlonová Akadémia	SVK	FIN	01:05:00.1	17	00:11:39.8	3	00:00:32.8	3	00:33:05.2	1	00:00:32.1	2	00:19:10.0	1		+00:00:00.0
2	Andrej Cícer	10	2001	ŠK ATÓM Levice	SVK	FIN	01:05:47.6	20	00:10:53.3	1	00:00:31.3	1	00:33:36.7	2	00:00:35.7	3	00:20:10.4	5		+00:00:47.5
3	Peter Rojtáš	13	2002	TRIATLONOVÝ KLUB Košice	SVK	FIN	01:06:08.6	21	00:11:30.0	2	00:00:44.0	5	00:33:47.2	3	00:00:37.6	6	00:19:29.5	3		+00:01:08.5
4	Matej Medveczky	12	2002	3NITY Triathlon team Bratislava	SVK	FIN	01:10:38.1	41	00:13:36.0	4	00:00:32.8	2	00:36:39.0	5	00:00:36.4	5	00:19:13.7	2		+00:05:38.0
5	Matúš Vicen	11	2001	3NITY Triathlon team Bratislava	SVK	FIN	01:14:30.8	68	00:14:49.3	6	00:00:34.6	4	00:38:56.7	6	00:00:30.1	1	00:19:39.9	4		+00:09:30.7
6	Matej Macháček	14	2001	Športový triatlonový klub Pezinok	SVK	FIN	01:16:23.8	85	00:16:55.0	7	00:00:54.1	6	00:35:55.2	4	00:00:36.4	4	00:22:03.0	6		+00:11:23.7
7	Aleš Balamucký	310	2002	Triatlonový klub Žabka Čadca	SVK	FIN	01:18:38.0	101	00:13:38.9	5	00:00:57.8	7	00:41:01.3	7	00:00:41.6	7	00:22:18.2	7		+00:13:37.8
8	Richard Futó	309	2002	3klub Šamorín	SVK	FIN	01:38:40.5	152	00:20:35.4	8	00:01:10.8	8	00:42:03.3	8	00:00:44.9	8	00:34:06.0	8		+00:33:40.4

kategória: **Juniori**

#kat.	meno	št. číslo	ročník	klub	krajina	status	výsl. čas	#abs.	plávanie	#kat	T1	#kat	bicykel	#kat	T2	#kat	beh	#kat	penalty	strata
1	Peter Žáčik	1	1999	SMTA Nitra	SVK	FIN	00:59:47.6	2	00:10:56.3	3	00:00:25.3	1	00:30:37.2	1	00:00:26.9	1	00:17:21.7	1		+00:00:00.0
2	Marek Pavuk	4	1999	ŠK AQUASPORT Levice	SVK	FIN	01:00:45.8	4	00:10:15.0	1	00:00:33.5	4	00:31:28.2	3	00:00:32.1	2	00:17:56.7	2		+00:00:58.2
3	Dalibor Riška	8	2000	TRIAX Bratislava	SVK	FIN	01:04:05.6	13	00:10:46.0	2	00:00:30.6	3	00:30:54.5	2	00:00:32.1	3	00:21:22.2	4		+00:04:18.0
4	Oliver Arnold	15	1999	3NT Trinity Triathlon Team Bratislav	SVK	FIN	01:07:37.4	27	00:11:09.3	4	00:00:33.8	5	00:35:28.7	5	00:00:37.1	4	00:19:48.3	3		+00:07:49.8
5	Alexander Vaneček	311	2000	KPŠ NEREUS Žilina	SVK	FIN	01:15:15.7	72	00:14:56.4	6	00:00:54.0	6	00:37:09.3	6	00:00:37.9	6	00:21:38.0	5		+00:15:28.1
6	Juraj Kopčan	312	2000	- nezistený -	SVK	FIN	01:46:06.5	153	00:25:02.7	7	00:01:40.5	7	00:51:23.3	7	00:00:37.4	5	00:27:22.5	6		+00:46:18.9
	Oliver Olejník	16	1999	TRI Tatra Triathlon Team	SVK	DNF			00:11:31.5	5	00:00:29.5	2	00:31:56.0	4	00:00:38.1	7				

kategória: **AGm 20-29**

#kat.	meno	št. číslo	ročník	klub	krajina	status	výsl. čas	#abs.	plávanie	#kat	T1	#kat	bicykel	#kat	T2	#kat	beh	#kat	penalty	strata
1	Tomáš Tolkunov	3	1998	TRIAX Bratislava	SVK	FIN	00:59:03.8	1	00:10:16.8	1	00:00:30.3	5	00:30:22.2	1	00:00:27.4	2	00:17:27.0	2		+00:00:00.0
2	Tadeáš Fazekaš	2	1996	ŠK ATÓM Levice	SVK	FIN	01:00:04.1	3	00:11:07.8	2	00:00:24.8	2	00:31:05.7	4	00:00:25.9	1	00:16:59.7	1		+00:01:00.2
3	Šimon Žáčik	5	1991	SMTA Nitra	SVK	FIN	01:00:55.3	6	00:11:29.5	5	00:00:29.8	4	00:30:30.5	2	00:00:35.1	5	00:17:50.2	3		+00:01:51.5
4	Richard Hamrák	7	1997	TRIATLONOVÝ KLUB Košice	SVK	FIN	01:02:49.3	9	00:11:26.5	3	00:00:25.1	3	00:32:04.7	6	00:00:35.9	7	00:18:17.0	5		+00:03:45.5
5	Martin Stodola	24	1989	TRIAN UMB Banská Bystrica	SVK	FIN	01:02:51.6	10	00:12:13.3	7	00:00:37.1	9	00:31:03.0	3	00:00:40.6	10	00:18:17.5	6		+00:03:47.7
6	Juraj Polák	17	1998	3NITY Triathlon team Bratislava	SVK	FIN	01:03:46.3	12	00:11:38.8	6	00:00:24.6	1	00:33:09.0	9	00:00:29.6	3	00:18:04.2	4		+00:04:42.5
7	Ondrej Dubaj	6	1996	SMTA Nitra	SVK	FIN	01:04:12.8	14	00:11:28.5	4	00:00:31.3	6	00:31:56.0	5	00:00:36.4	9	00:19:40.5	8		+00:05:09.0
8	Tomáš Vavřík	21	1989	Chlpaté gazely	SVK	FIN	01:06:37.3	24	00:13:05.0	8	00:00:48.6	10	00:32:31.2	8	00:00:43.1	12	00:19:29.2	7		+00:07:33.5
9	Patrik Čurila	71	1993	motigo	SVK	FIN	01:07:39.6	28	00:14:19.8	9	00:00:35.8	7	00:32:20.7	7	00:00:34.1	4	00:19:49.0	9		+00:08:35.7
10	Tomáš Figura	315	1996	3NITY Triathlon team Bratislava	SVK	FIN	01:14:28.2	66	00:16:25.4	13	00:00:36.0	8	00:35:59.2	14	00:00:42.1	11	00:20:45.2	10		+00:15:24.3


TRIATLON HURBANOVO 2018

Šprint triatlon 0.75-20-5km

výsledky v kategóriach

08.09.2018

kategória: **AGm 20-29**




#kat.	meno	št. číslo	ročník	klub	krajina	status	výsl. čas	#abs.	plávanie	#kat	T1	#kat	bicykel	#kat	T2	#kat	beh	#kat	penalty	strata
11	Martin ČAPUTA	314	1990	TRIATLON TEAM Trnava	SVK	FIN	01:14:55.0	70	00:15:18.7	12	00:00:50.3	11	00:34:59.5	12	00:00:51.1	14	00:22:55.2	13		+00:15:51.1
12	Richard Figura	18	1990	KODIAK	SVK	FIN	01:14:56.6	71	00:14:21.5	10	00:01:17.8	17	00:34:16.2	10	00:01:04.1	15	00:23:56.7	15		+00:15:52.7
13	Benjamín Hajtman	348	1995	Hurbanovo	SVK	FIN	01:16:04.7	80	00:17:11.9	15	00:01:11.1	14	00:34:35.2	11	00:00:35.1	6	00:22:31.2	11		+00:17:00.8
14	Adam Čardáš	20	1996	ŠK ATÓM Levice	SVK	FIN	01:19:00.3	103	00:14:59.3	11	00:00:50.5	12	00:39:28.0	17	00:00:44.4	13	00:22:58.0	14		+00:19:56.5
15	Dominik Hyben	313	1997	Chlpaté gazely	SVK	FIN	01:21:29.5	118	00:19:43.9	17	00:01:01.5	13	00:37:25.0	16	00:00:36.4	8	00:22:42.5	12		+00:22:25.6
16	Adam GUBÁŇ	349	1993	Piešťany	SVK	FIN	01:21:49.0	120	00:16:39.4	14	00:01:16.0	16	00:37:02.5	15	00:01:14.1	16	00:25:36.7	16		+00:22:45.1
	Jozef Šomšág	22	1991	- nezistený -	SVK	DNS														
	Martin Soták	23	1994	TRIATLON TEAM Trnava	CZE	DNS														
	Peter Slavkovsky	316	1993	motigo	SVK	DNS														
	Norbert Runák	19	1995	KODIAK	SVK	DQ	01:21:26.8		00:17:21.3	16	00:01:13.3	15	00:35:55.7	13	00:01:19.1	17	00:25:37.2	17		+00:22:23.0

kategória: **AGm 30-34**

#kat.	meno	št. číslo	ročník	klub	krajina	status	výsl. čas	#abs.	plávanie	#kat	T1	#kat	bicykel	#kat	T2	#kat	beh	#kat	penalty	strata
1	Michal Akuratný	27	1988	pro-body triatlon team Košice	SVK	FIN	01:07:08.6	25	00:13:03.3	3	00:00:37.1	1	00:32:43.0	3	00:00:38.1	2	00:20:07.0	2		+00:00:00.0
2	Branislav Kral	31	1986	Komarno	SVK	FIN	01:07:27.3	26	00:11:32.5	1	00:00:52.8	6	00:32:56.7	5	00:00:39.9	6	00:21:25.2	4		+00:00:18.7
3	Lukáš Kucharčík	26	1986	Chlpaté gazely	SVK	FIN	01:08:04.6	31	00:12:36.0	2	00:00:45.6	5	00:32:37.7	2	00:00:34.1	1	00:21:31.0	5		+00:00:56.0
4	Ivan Chlebovec	25	1985	TRIAX Bratislava	SVK	FIN	01:09:06.1	35	00:14:44.5	8	00:00:55.8	7	00:31:38.5	1	00:00:40.4	7	00:21:06.7	3		+00:01:57.5
5	Roman Slávik	30	1988	3NITY Triathlon team Bratislava	SVK	FIN	01:12:36.8	53	00:14:03.8	4	00:00:58.3	9	00:34:42.2	9	00:00:38.9	4	00:22:13.5	6		+00:05:28.2
6	Roman Lipták	317	1988	TK Nové Zámky	SVK	FIN	01:13:09.5	57	00:16:16.1	13	00:01:14.3	13	00:35:32.7	11	00:00:44.1	10	00:19:22.0	1		+00:06:00.8
7	Jozef Uhrin	28	1986	- nezistený -	SVK	FIN	01:13:16.8	58	00:14:11.5	5	00:00:45.6	4	00:33:43.0	7	00:01:07.9	13	00:23:28.7	10		+00:06:08.2
8	Michal Pagáč	320	1987	TRI Tatra Triathlon Team	SVK	FIN	01:13:29.5	60	00:14:41.6	7	00:00:42.3	3	00:34:59.0	10	00:00:38.6	3	00:22:27.7	8		+00:06:20.8
9	Miloš Ťažký	319	1984	Chlpaté gazely	SVK	FIN	01:13:43.5	61	00:16:51.2	14	00:00:59.5	10	00:32:53.2	4	00:00:42.9	9	00:22:16.5	7		+00:06:34.8
10	Igor Bulík	33	1985	motigo	SVK	FIN	01:14:19.1	64	00:14:51.8	9	00:00:37.1	2	00:33:09.7	6	00:00:42.6	8	00:24:57.7	13		+00:07:10.5
11	Milan Hesek	323	1985	Bratislava	SVK	FIN	01:14:48.2	69	00:14:33.4	6	00:01:13.8	12	00:34:41.0	8	00:00:39.6	5	00:23:40.2	11		+00:07:39.6
12	Tomas Kopecky	322	1985	Vegan Athletic Crew	SVK	FIN	01:16:49.2	88	00:15:15.2	10	00:01:18.5	14	00:36:24.5	13	00:01:16.6	14	00:22:34.2	9		+00:09:40.6
13	Ľudovít Rusznyák	318	1986	DHZ Hurbanovo	SVK	FIN	01:18:03.2	98	00:15:54.7	12	00:01:10.0	11	00:35:55.2	12	00:00:57.9	12	00:24:05.2	12		+00:10:54.6
14	Martin Minarič	324	1988	motigo	SVK	FIN	01:21:10.2	117	00:15:52.4	11	00:00:55.8	8	00:38:13.5	14	00:00:54.9	11	00:25:13.5	14		+00:14:01.6
	Ladislav Pongrácz	321	1984	3klub Šamorín	SVK	DNS														
	David Krascsenits	29	1988	- nezistený -	SVK	DNS														
	Matúš Serafin	32	1987	- nezistený -	SVK	DNS														

TRIATLON HURBANOVO 2018

Šprint triatlon 0.75-20-5km
výsledky v kategóriach



08.09.2018

kategória: **AGm 35-39**


#kat.	meno	št. číslo	ročník	klub	krajina	status	výsl. čas	#abs.	plávanie	#kat	T1	#kat	bicykel	#kat	T2	#kat	beh	#kat	penalty	strata
1	Roman Tomasch	38	1982	TRIAx Bratislava	SVK	FIN	01:04:38.1	16	00:11:24.0	1	00:00:37.8	2	00:32:51.0	2	00:00:35.8	3	00:19:09.2	1		+00:00:00.0
2	Michal Škvarenina	35	1983	TRIATLON TEAM Trnava	SVK	FIN	01:05:26.1	18	00:11:39.0	2	00:00:35.3	1	00:33:05.5	3	00:00:33.1	1	00:19:33.0	3		+00:00:48.0
3	Roman Priesol	37	1983	3NITY Triathlon team Bratislava	SVK	FIN	01:10:36.6	40	00:15:06.5	7	00:00:55.5	9	00:33:39.7	5	00:00:40.9	7	00:20:13.7	6		+00:05:58.5
4	Juraj Gajdošík	333	1980	Run for Fun - Triathlon	SVK	FIN	01:10:45.7	42	00:15:38.9	11	00:00:40.3	3	00:34:04.5	8	00:00:38.9	4	00:19:43.0	4		+00:06:07.6
5	Matej Halvoň	40	1983	Prestigio Realiz team BA	SVK	FIN	01:11:26.6	44	00:14:19.0	3	00:00:49.8	5	00:33:33.0	4	00:00:38.9	5	00:22:05.7	9		+00:06:48.5
6	Michal OBŽERA	330	1982		SVK	FIN	01:12:01.2	49	00:14:59.6	6	00:00:52.8	6	00:34:38.7	11	00:00:40.1	6	00:20:49.7	7		+00:07:23.1
7	Juraj Figula	39	1983	pro-body triatlon team Košice	SVK	FIN	01:13:02.6	56	00:17:18.8	14	00:01:04.3	14	00:34:22.0	10	00:00:52.1	12	00:19:25.2	2		+00:08:24.5
8	Jakub Kuvik	332	1979	3NITY Triathlon team Bratislava	SVK	FIN	01:13:25.7	59	00:18:18.7	18	00:00:56.3	10	00:33:46.7	6	00:00:34.9	2	00:19:49.0	5		+00:08:47.6
9	Peter Marendiak	331	1980	ACT Marendiak Žilina	SVK	FIN	01:14:16.2	63	00:15:52.7	12	00:00:57.3	11	00:34:21.0	9	00:00:53.9	13	00:22:11.2	11		+00:09:38.1
10	Pavol Botka	327	1980	Trnava	SVK	FIN	01:14:27.7	65	00:15:15.7	8	00:01:03.3	13	00:34:56.7	13	00:00:51.1	11	00:22:20.7	12		+00:09:49.6
11	Róbert Lenčoš	340	1980	Prestigio Realiz team BA	SVK	FIN	01:15:22.5	73	00:15:27.4	9	00:00:53.0	7	00:34:50.2	12	00:00:44.4	8	00:23:27.2	16		+00:10:44.3
12	Ondrej Žember	335	1981	Marianka	SVK	FIN	01:15:24.7	74	00:14:33.9	5	00:00:46.3	4	00:35:02.5	14	00:00:45.9	9	00:24:16.0	18		+00:10:46.6
13	Alojz Jankó	34	1982	ROYAL plavecký klub o.z.,	SVK	FIN	01:16:01.8	79	00:14:22.5	4	00:00:53.8	8	00:37:30.0	17	00:00:50.8	10	00:22:24.5	14		+00:11:23.7
14	István MADARÁSZ	341	1981	Sportriplex	HUN	FIN	01:16:07.2	82	00:17:46.2	17	00:01:18.3	16	00:33:53.2	7	00:01:02.4	15	00:22:07.0	10		+00:11:29.1
15	Miroslav Kalinovsky	329	1979	Dunajská Lužná	SVK	FIN	01:16:36.5	86	00:15:37.4	10	00:01:54.3	18	00:35:31.5	15	00:01:10.6	16	00:22:22.5	13		+00:11:58.3
16	Tomáš Repka	326	1981	LASOSPORT	SVK	FIN	01:19:57.2	111	00:17:43.7	16	00:01:38.5	17	00:35:51.0	16	00:01:14.1	17	00:22:29.7	15	+00:01:00.C	+00:15:19.1
17	Miloš Zaťko	325	1981	- nezistený -	SVK	FIN	01:23:35.2	125	00:19:15.9	20	00:01:17.3	15	00:38:10.5	19	00:01:20.1	18	00:23:31.2	17		+00:18:57.1
18	Michal Hošala	334	1983	Marathon BB team Martin	SVK	FIN	01:24:53.2	128	00:17:39.2	15	00:02:22.3	20	00:41:49.3	20	00:01:21.9	19	00:21:40.5	8		+00:20:15.1
19	Stanislav Solar	336	1980	ĎALLAJI	SVK	FIN	01:29:31.5	141	00:19:15.7	19	00:02:15.0	19	00:37:31.2	18	00:01:26.4	20	00:29:03.0	19		+00:24:53.4
	Ivan Mitošinka	328	1982	Chlpaté gazely	SVK	DNF			00:16:59.4	13	00:00:59.3	12	00:32:46.0	1	00:00:56.9	14				
	Branislav PASTOR	337	1980		SVK	DNF														
	Jozef HALÁSZ	338	1980		SVK	DNF														
	Tomáš HAVLÍK	339	1982		SVK	DNF														
	Gabriel SZALAY	342	1979		SVK	DNF														
	Peter Krivosudský	36	1983	3NITY Triathlon team Bratislava	SVK	DNF														

kategória: **AGm 40-44**

#kat.	meno	št. číslo	ročník	klub	krajina	status	výsl. čas	#abs.	plávanie	#kat	T1	#kat	bicykel	#kat	T2	#kat	beh	#kat	penalty	strata
1	Marek Čičmanec	55	1977	TRIATLON TEAM Trnava	SVK	FIN	01:02:36.6	8	00:11:18.5	2	00:00:31.0	3	00:30:49.7	1	00:00:29.9	1	00:19:27.2	2		+00:00:00.0
2	Gregor Fotul	56	1976	TRIATLONOVÝ KLUB Košice	SVK	FIN	01:03:34.3	11	00:11:44.8	3	00:00:26.3	1	00:32:47.2	5	00:00:30.1	2	00:18:05.7	1		+00:00:57.7
3	Ján Dobias	54	1974	Bratislava	SVK	FIN	01:04:19.8	15	00:10:58.8	1	00:00:28.5	2	00:32:30.7	4	00:00:38.4	7	00:19:43.2	3		+00:01:43.2
4	Ladislav Baluch	59	1974	TDMK Krompachy	SVK	FIN	01:07:46.6	29	00:12:35.0	4	00:00:54.8	7	00:32:56.2	7	00:00:58.1	17	00:20:22.2	5		+00:05:10.0

TRIATLON HURBANOVO 2018

Šprint triatlon 0.75-20-5km
výsledky v kategóriach



08.09.2018

kategória: **AGm 40-44**


#kat.	meno	št. číslo	ročník	klub	krajina	status	výsl. čas	#abs.	plávanie	#kat	T1	#kat	bicykel	#kat	T2	#kat	beh	#kat	penalty	strata
5	Libor Foukal	57	1977	Sportcomplex Breclav	CZE	FIN	01:08:31.6	32	00:14:50.8	5	00:00:46.1	4	00:31:38.5	2	00:00:34.6	5	00:20:41.5	6		+00:05:55.0
6	Radovan Stretavský	61	1974	3NITY Triathlon team Bratislava	SVK	FIN	01:08:45.1	33	00:15:20.3	7	00:00:49.6	5	00:32:15.0	3	00:00:30.6	3	00:19:49.5	4		+00:06:08.5
7	Branislav Grman	360	1977	Chlpaté gazely	SVK	FIN	01:12:56.5	55	00:16:58.4	15	00:00:51.5	6	00:32:49.0	6	00:00:42.1	9	00:21:35.2	8		+00:10:19.9
8	Tibor LEPES	371	1975		SVK	FIN	01:15:40.0	77	00:16:08.9	10	00:00:55.0	8	00:34:00.0	10	00:00:59.4	19	00:23:36.5	14		+00:13:03.3
9	Peter VANEČEK	368	1975		SVK	FIN	01:15:48.7	78	00:16:03.4	9	00:01:08.3	14	00:35:20.7	12	00:00:52.1	12	00:22:24.0	10		+00:13:12.1
10	Štefan OZORÁK	357	1975	TK Nové Zámky	SVK	FIN	01:16:07.2	83	00:17:46.2	19	00:01:18.3	18	00:33:53.2	8	00:01:02.4	23	00:22:07.0	9		+00:13:30.6
11	Tomáš Pavlík	369	1976	3NITY Triathlon team Bratislava	SVK	FIN	01:17:29.5	92	00:18:01.7	21	00:00:59.8	10	00:35:57.5	13	00:01:01.4	22	00:21:29.0	7		+00:14:52.8
12	Jozef Marko	366	1975	Chlpaté gazely	SVK	FIN	01:17:40.2	93	00:17:26.2	17	00:00:59.6	9	00:34:32.7	11	00:00:48.1	10	00:23:53.5	16		+00:15:03.6
13	Peter Kapitáň	367	1976	Rusovce	SVK	FIN	01:18:01.7	97	00:17:10.2	16	00:01:09.8	15	00:33:55.2	9	00:01:01.1	20	00:23:45.2	15	+00:01:00.C	+00:15:25.1
14	Laco Sovinec	359	1978	LASOSPORT	SVK	FIN	01:19:04.2	104	00:16:40.4	13	00:01:47.0	23	00:36:51.0	17	00:00:57.9	16	00:22:47.7	12		+00:16:27.6
15	Tomas Zednikovic	361	1975	- nezistený -	SVK	FIN	01:19:24.7	105	00:17:27.7	18	00:01:08.3	13	00:36:25.0	14	00:00:58.4	18	00:23:25.2	13		+00:16:48.1
16	Pavol DULAK	370	1975		SVK	FIN	01:19:40.0	109	00:18:44.2	22	00:01:10.8	16	00:36:32.2	16	00:00:39.1	8	00:22:33.5	11		+00:17:03.4
17	Stanislav IVANIČ	362	1975		SVK	FIN	01:19:57.0	110	00:16:33.2	12	00:01:19.0	19	00:36:32.2	15	00:00:56.1	15	00:24:36.2	18		+00:17:20.3
18	Marek Macák	364	1976	Levice - Orinoco	SVK	FIN	01:21:34.2	119	00:16:16.4	11	00:01:47.3	24	00:37:43.8	18	00:00:37.1	6	00:25:09.5	19		+00:18:57.6
19	Ivan Lúč	60	1977	- nezistený -	SVK	FIN	01:22:06.8	121	00:15:03.5	6	00:01:16.1	17	00:39:31.5	19	00:00:53.4	13	00:25:22.2	20		+00:19:30.2
20	Branislav MIKO	363	1974		SVK	FIN	01:25:48.0	129	00:16:57.4	14	00:01:20.5	20	00:39:54.2	21	00:00:33.4	4	00:27:02.2	22		+00:23:11.4
21	Adrian Korenič	372	1977	Stupava	SVK	FIN	01:27:52.0	135	00:18:55.4	23	00:01:36.5	22	00:39:41.2	20	00:00:50.6	11	00:26:48.0	21		+00:25:15.4
22	František Bezák	373	1975	Janíkovce	SVK	FIN	01:27:54.2	136	00:20:51.2	24	00:01:04.5	12	00:40:43.2	23	00:01:01.1	21	00:24:14.0	17		+00:25:17.6
23	Richard Futó	365	1977	3klub Šamorín	SVK	FIN	01:34:47.3	148	00:17:48.4	20	00:01:21.3	21	00:41:36.8	24	00:01:04.1	24	00:32:56.5	23		+00:32:10.6
	Erik Roszkos	358	1977	3klub Šamorín	SVK	DNS														
	Andrej Orlický	51	1977	TRIATLON TEAM Trnava	SVK	DNS														
	Paul Burt	58	1976	Športový triatlonový klub Pezinok	SVK	DNF			00:15:45.8	8	00:01:02.3	11	00:40:12.0	22	00:00:54.9	14				
	Roman Hrabuša	374	1976	Bratislava	SVK	DNS														

kategória: **AGm 45-49**

#kat.	meno	št. číslo	ročník	klub	krajina	status	výsl. čas	#abs.	plávanie	#kat	T1	#kat	bicykel	#kat	T2	#kat	beh	#kat	penalty	strata
1	Jozef Vrábel	53	1973	TRISPORT Nová Dubnica	SVK	FIN	01:00:48.8	5	00:10:55.8	2	00:00:28.8	1	00:30:33.7	1	00:00:37.1	4	00:18:13.2	1		+00:00:00.0
2	Miroslav Ozorák	52	1973	TK Nové Zámky	SVK	FIN	01:01:02.1	7	00:10:50.3	1	00:00:29.1	2	00:30:39.2	2	00:00:29.9	1	00:18:33.5	3		+00:00:13.2
3	Slavomír Jánoš	63	1972	ŠK ATÓM Levice	SVK	FIN	01:06:18.3	22	00:14:25.0	4	00:00:29.8	3	00:32:19.5	4	00:00:39.4	5	00:18:24.5	2		+00:05:29.5
4	Patrik Dodok	64	1973	Prestigio Realiz team BA	SVK	FIN	01:09:56.1	37	00:13:58.5	3	00:00:38.8	4	00:32:41.5	5	00:00:53.6	12	00:21:43.5	8		+00:09:07.2
5	Miloš Šima	62	1973	TRIAX Bratislava	SVK	FIN	01:10:15.8	39	00:15:19.0	6	00:00:58.3	8	00:32:09.5	3	00:00:47.1	7	00:21:01.7	7		+00:09:27.0
6	Peter ŠTELLER	387	1970		SVK	FIN	01:11:35.5	45	00:15:12.7	5	00:00:51.8	6	00:34:27.2	7	00:00:49.4	10	00:20:14.2	5		+00:10:46.6

TRIATLON HURBANOVO 2018

Šprint triatlon 0.75-20-5km
výsledky v kategóriach



08.09.2018

kategória: **AGm 45-49**

#kat.	meno	št. číslo	ročník	klub	krajina	status	výsl. čas	#abs.	plávanie	#kat	T1	#kat	bicykel	#kat	T2	#kat	beh	#kat	penalty	strata
7	Roman Vach	376	1971	Fenix3Club	SVK	FIN	01:11:59.2	48	00:15:56.7	8	00:00:45.8	5	00:33:41.7	6	00:00:46.6	6	00:20:48.2	6		+00:11:10.3
8	Milan FURÁR	384	1970		SVK	FIN	01:12:31.5	52	00:15:41.9	7	00:01:11.3	12	00:35:39.2	9	00:01:00.4	13	00:18:58.5	4		+00:11:42.6
9	Tibor Németh	375	1970	TK TRIATLON Dvory nad Žitavou	SVK	FIN	01:16:06.2	81	00:16:29.9	9	00:00:58.0	7	00:35:33.5	8	00:00:47.6	8	00:22:17.0	11		+00:15:17.3
10	Martin ORLOVSKY	381	1969		SVK	FIN	01:18:16.7	99	00:17:45.9	12	00:01:12.3	13	00:36:16.2	12	00:00:51.6	11	00:22:10.5	10		+00:17:27.8
11	Rastislav JANÁČ	378	1970		SVK	FIN	01:19:34.7	108	00:18:44.4	15	00:01:04.0	10	00:36:07.0	11	00:00:33.4	2	00:23:05.7	12		+00:18:45.8
12	Marek Kopáčik	385	1971	galanta	SVK	FIN	01:20:11.5	113	00:17:22.4	10	00:02:21.8	17	00:36:47.2	13	00:01:46.4	16	00:21:53.5	9		+00:19:22.6
13	Peter Ripka	377	1970	Rusovce	SVK	FIN	01:20:38.5	114	00:18:08.4	13	00:01:05.5	11	00:36:03.5	10	00:00:47.9	9	00:24:33.0	13		+00:19:49.6
14	Ján Mečiar	382	1970	Born2Sport	SVK	FIN	01:25:57.5	130	00:18:13.4	14	00:01:43.0	16	00:38:34.2	14	00:01:29.1	15	00:25:57.5	15		+00:25:08.6
15	Peter Varga	380	1973	TRIATLONOVÝ KLUB Košice	SVK	FIN	01:26:48.7	132	00:20:43.9	17	00:01:01.8	9	00:38:51.2	15	00:00:34.9	3	00:25:36.7	14		+00:25:59.9
16	Robert Seemann	379	1972	Bratislava	SVK	FIN	01:28:10.0	138	00:17:24.9	11	00:01:34.0	15	00:39:14.3	16	00:01:03.9	14	00:28:52.7	17		+00:27:21.1
17	Juraj Paška	386	1971	3NT Bratislava	SVK	FIN	01:30:30.0	145	00:19:31.2	16	00:01:17.3	14	00:40:36.5	17	00:01:51.6	17	00:27:13.2	16		+00:29:41.1
	Roman Ševčík	383	1970	L&Š Farby laky	SVK	DNS														

kategória: **AGm 50-54**

#kat.	meno	št. číslo	ročník	klub	krajina	status	výsl. čas	#abs.	plávanie	#kat	T1	#kat	bicykel	#kat	T2	#kat	beh	#kat	penalty	strata
1	Ondrej Vasko	65	1968	Zatletik Prievidza	SVK	FIN	01:06:27.8	23	00:14:23.8	3	00:00:33.1	1	00:32:21.5	1	00:00:38.6	2	00:18:30.7	1		+00:00:00.0
2	Stefan Beke	70	1966	Prestigio Realiz team BA	SVK	FIN	01:08:59.8	34	00:12:50.8	1	00:00:35.0	2	00:32:34.0	2	00:00:46.6	4	00:22:13.2	5		+00:02:32.0
3	Ivan Vozník	67	1968	- nezistený -	SVK	FIN	01:11:07.6	43	00:15:54.5	5	00:00:51.1	5	00:33:08.2	3	00:00:51.9	5	00:20:21.7	2		+00:04:39.7
4	Ján Mičik	66	1968	Mestský plavecký klub Dolný Kubín	SVK	FIN	01:12:10.1	50	00:15:52.8	4	00:00:37.0	3	00:33:25.5	5	00:00:42.9	3	00:21:31.7	3		+00:05:42.2
5	Peter Juraško	69	1968	pro-body triatlon team Košice	SVK	FIN	01:12:27.8	51	00:13:25.5	2	00:00:42.8	4	00:33:11.5	4	00:00:57.6	6	00:24:10.2	6		+00:06:00.0
6	Martin Putala	390	1965	Prestigio Realiz team BA	SVK	FIN	01:15:36.0	75	00:17:17.2	6	00:00:54.0	6	00:34:49.5	6	00:00:30.9	1	00:22:04.2	4		+00:09:08.1
7	Branislav Surový	388	1964	MTB Kolečko	SVK	FIN	01:24:39.0	127	00:18:39.7	7	00:00:58.3	7	00:36:21.0	7	00:01:32.6	8	00:27:07.2	8		+00:18:11.1
8	Roman BENICKÝ	389	1965		SVK	FIN	01:27:49.0	134	00:18:39.9	8	00:02:01.5	8	00:39:33.0	8	00:01:29.9	7	00:26:04.5	7		+00:21:21.1
	Milan Leskovský	68	1965	3NITY Triathlon team Bratislava	SVK	DNS														


kategória: **AGm 55-59**

#kat.	meno	št. číslo	ročník	klub	krajina	status	výsl. čas	#abs.	plávanie	#kat	T1	#kat	bicykel	#kat	T2	#kat	beh	#kat	penalty	strata
1	Roman Martinčík	303	1962	TRIAN ŠK UMB Banská Bystrica	SVK	FIN	01:12:49.0	54	00:14:42.1	1	00:01:00.5	4	00:33:51.0	3	00:00:43.1	2	00:22:32.0	3		+00:00:00.0
2	František Bernáth	302	1959	TK TRIATLON Dvory nad Žitavou	SVK	FIN	01:14:16.0	62	00:18:27.9	7	00:00:52.5	2	00:33:33.5	2	00:00:33.6	1	00:20:48.2	1		+00:01:27.0
3	Michal BURSÍK	305	1960		SVK	FIN	01:16:13.7	84	00:15:17.4	2	00:00:54.5	3	00:33:23.7	1	00:00:44.1	3	00:25:53.7	6		+00:03:24.7
4	Juraj Surovy	306	1962	MTB Kolečko	SVK	FIN	01:17:17.2	90	00:17:21.2	5	00:01:12.8	7	00:34:21.2	6	00:00:49.6	6	00:23:32.2	4		+00:04:28.2

TRIATLON HURBANOVO 2018

Šprint triatlon 0.75-20-5km

výsledky v kategóriach



08.09.2018

kategória: **AGm 55-59**

#kat.	meno	št. číslo	ročník	klub	krajina	status	výsl. čas	#abs.	plávanie	#kat	T1	#kat	bicykel	#kat	T2	#kat	beh	#kat	penalty	strata
5	František Griščík	307	1959	- nezistený -	SVK	FIN	01:17:53.2	96	00:16:49.7	4	00:01:11.8	6	00:34:56.5	7	00:00:48.9	5	00:24:06.2	5		+00:05:04.2
6	Petr Mezlík	301	1959	TK Nové Zámky	CZE	FIN	01:18:35.7	100	00:16:17.9	3	00:00:45.3	1	00:34:06.2	4	00:00:58.9	7	00:26:27.2	7		+00:05:46.7
7	Ján Dlhopolec	308	1961	ACT Žilina	SVK	FIN	01:19:59.7	112	00:20:15.4	8	00:01:13.5	8	00:36:41.0	8	00:00:48.1	4	00:21:01.5	2		+00:07:10.7
8	Lubomír Zezula	304	1963	MTB Kolečko	SVK	FIN	01:29:09.5	140	00:17:41.9	6	00:01:03.8	5	00:34:14.5	5	00:01:20.1	8	00:34:49.0	8		+00:16:20.5

kategória: **AGm 60+**

#kat.	meno	št. číslo	ročník	klub	krajina	status	výsl. čas	#abs.	plávanie	#kat	T1	#kat	bicykel	#kat	T2	#kat	beh	#kat	penalty	strata
1	Peter Riman	352	1958	TRIATLON TEAM Trnava	SVK	FIN	01:19:27.5	106	00:17:15.4	2	00:01:24.5	5	00:37:20.0	3	00:01:01.4	5	00:22:26.0	1		+00:00:00.0
2	Pavol Krajnak	354	1952	TRIAX Bratislava	SVK	FIN	01:20:56.7	116	00:17:02.4	1	00:01:00.0	3	00:34:56.5	1	00:00:55.9	2	00:27:01.7	6		+00:01:29.2
3	Dag Ulehla	353	1958	3NITY Triathlon team Bratislava	SVK	FIN	01:23:23.0	124	00:20:55.9	4	00:00:58.3	2	00:37:05.5	2	00:00:56.4	3	00:23:26.7	2		+00:03:55.5
4	Daniel Brogyányi	355	1958	3NITY Triathlon team Bratislava	SVK	FIN	01:28:41.0	139	00:20:46.2	3	00:01:29.3	6	00:39:59.5	6	00:00:58.1	4	00:25:27.7	5		+00:09:13.5
5	Jozef Baťalík	356	1957	ŠK Atóm	SVK	FIN	01:29:45.8	143	00:23:17.7	5	00:00:55.5	1	00:39:08.0	5	00:01:08.1	6	00:25:16.3	3		+00:10:18.3
6	Andrej Jacko	351	1955	TK Nové Zámky	SVK	FIN	01:31:37.7	146	00:24:48.7	6	00:01:24.3	4	00:39:07.5	4	00:00:52.6	1	00:25:24.5	4		+00:12:10.2

kategória: **Dorastenky**

#kat.	meno	št. číslo	ročník	klub	krajina	status	výsl. čas	#abs.	plávanie	#kat	T1	#kat	bicykel	#kat	T2	#kat	beh	#kat	penalty	strata
1	Líza Hazuchová	153	2002	Mestský plavecký klub Dolný Kubín	SVK	FIN	01:09:22.8	36	00:13:16.0	2	00:00:33.6	1	00:35:20.3	1	00:00:43.3	3	00:19:29.5	1		+00:00:00.0
2	Ema Podhorná	154	2002	TRIAX Bratislava	SVK	FIN	01:10:01.8	38	00:11:04.5	1	00:00:34.1	2	00:36:47.8	2	00:00:39.3	2	00:20:56.0	2		+00:00:39.0
3	Zuzana Daňová	152	2002	Poprad	SVK	FIN	01:19:33.3	107	00:13:18.7	3	00:00:51.3	3	00:40:07.8	3	00:00:30.1	1	00:24:45.2	3		+00:10:10.5
	Nina Doktoríková	155	2002	3NITY Triathlon team Bratislava	SVK	DNS														


kategória: **Juniorky**

#kat.	meno	št. číslo	ročník	klub	krajina	status	výsl. čas	#abs.	plávanie	#kat	T1	#kat	bicykel	#kat	T2	#kat	beh	#kat	penalty	strata
1	Tereza Rebeka Koreňová	156	1999	3NITY Triathlon team Bratislava	SVK	FIN	01:11:51.3	47	00:12:44.2	1	00:00:35.1	2	00:35:48.5	1	00:00:36.3	3	00:22:07.0	1		+00:00:00.0
2	Viktória Titková	160	2000	ŠK ATÓM Levice	SVK	FIN	01:15:39.3	76	00:12:53.5	2	00:00:31.1	1	00:39:15.0	3	00:00:32.4	1	00:22:27.2	2		+00:03:48.0
3	Lenka Kocianová	158	2000	Prestigio Realiz team BA	SVK	FIN	01:16:43.0	87	00:15:45.0	3	00:00:43.1	3	00:36:36.8	2	00:00:32.8	2	00:23:05.1	3		+00:04:51.6
	Aneta Kašubová	157	2000	KPŠ NEREUS Žilina	SVK	DNS														
	Alexandra Mináriková	159	2000	KPŠ NEREUS Žilina	SVK	DNS														

TRIATLON HURBANOVO 2018

Šprint triatlon 0.75-20-5km

výsledky v kategóriach



08.09.2018

kategória: **AGŽ 20-29**

#kat.	meno	št. číslo	ročník	klub	krajina	status	výsl. čas	#abs.	plávanie	#kat	T1	#kat	bicykel	#kat	T2	#kat	beh	#kat	penalty	strata
1	Ivana Kuriáčková	151	1994	ŠK ATÓM Levice	SVK	FIN	01:05:36.3	19	00:11:00.7	1	00:00:35.1	2	00:34:14.8	1	00:00:31.6	1	00:19:14.0	1		+00:00:00.0
2	Barbara Balogh	166	1992	Sportriplex	HUN	FIN	01:07:51.1	30	00:11:45.2	2	00:00:32.6	1	00:35:43.6	4	00:00:34.6	2	00:19:15.0	2		+00:02:14.7
3	Radka Suchá	163	1994	3NITY Triathlon team Bratislava	SVK	FIN	01:11:38.3	46	00:13:17.7	3	00:00:41.1	4	00:35:09.8	3	00:00:38.3	3	00:21:51.2	4		+00:06:02.0
4	Ivana Gajdošová	167	1997	TRIATLONOVÝ KLUB Košice	SVK	FIN	01:14:30.8	67	00:13:42.2	4	00:00:38.1	3	00:38:42.8	5	00:00:45.3	5	00:20:42.2	3		+00:08:54.5
5	Karin Bäumlová	161	1990	3NITY Triathlon team Bratislava	SVK	FIN	01:20:41.3	115	00:18:09.7	7	00:00:54.6	5	00:34:17.0	2	00:00:43.9	4	00:26:36.0	6		+00:15:05.0
6	Kristína Hajtmanová	165	1991	Hurbanovo	SVK	FIN	01:29:38.6	142	00:18:07.7	6	00:01:35.1	6	00:43:07.8	7	00:01:17.8	8	00:25:30.0	5		+00:24:02.2
7	Michala BLÁŽEKOVÁ	162	1989		SVK	FIN	01:30:09.1	144	00:18:16.7	8	00:01:37.3	7	00:42:03.3	6	00:00:54.4	6	00:27:17.2	7		+00:24:32.7
8	Ivana Antalíková	164	1998	TK Nové Zámky	SVK	FIN	01:38:05.6	151	00:15:26.0	5	00:02:04.1	8	00:48:24.5	8	00:00:55.4	7	00:31:15.5	8		+00:32:29.3

kategória: **AGŽ 30-39**

#kat.	meno	št. číslo	ročník	klub	krajina	status	výsl. čas	#abs.	plávanie	#kat	T1	#kat	bicykel	#kat	T2	#kat	beh	#kat	penalty	strata
1	Veronika MARŠÍKOVÁ	169	1986		SVK	FIN	01:17:43.8	94	00:17:58.2	1	00:00:45.1	1	00:37:02.0	2	00:00:58.6	3	00:20:59.7	2		+00:00:00.0
2	Zuzana Vadkerti	170	1984	TK Triatlon Dvory nad Zitavou	SVK	FIN	01:17:47.6	95	00:18:03.5	2	00:00:58.8	2	00:34:18.3	1	00:00:56.3	2	00:20:30.5	1	+00:03:00.C	+00:00:03.7
3	Miriám FAŠKOVÁ	168	1984		SVK	FIN	01:36:39.9	150	00:20:02.2	3	00:02:13.6	3	00:46:22.8	3	00:00:41.4	1	00:27:19.7	3		+00:18:56.0
	Lucia PEŠKOVÁ	172	1983		SVK	DNS														

kategória: **AGŽ 40-49**

#kat.	meno	št. číslo	ročník	klub	krajina	status	výsl. čas	#abs.	plávanie	#kat	T1	#kat	bicykel	#kat	T2	#kat	beh	#kat	penalty	strata
1	Vladka Slivoňová	179	1976	Športový triatlonový klub Pezinok	SVK	FIN	01:17:12.0	89	00:14:53.7	1	00:01:05.8	6	00:37:11.0	3	00:00:50.4	5	00:23:10.8	3		+00:00:00.0
2	Alena Drahošová	173	1973	Športový triatlonový klub Pezinok	SVK	FIN	01:17:28.1	91	00:18:00.7	3	00:00:51.3	2	00:36:12.8	2	00:00:38.4	3	00:21:44.7	1		+00:00:16.1
3	Andrea Walterová	181	1973	3NITY Triathlon team Bratislava	SVK	FIN	01:18:45.8	102	00:18:42.7	6	00:01:02.1	5	00:35:25.8	1	00:00:56.3	7	00:22:38.7	2		+00:01:33.8
4	Andrea Iglarčíková	182	1977	Prestigio Realiz team BA	SVK	FIN	01:22:38.3	122	00:19:13.5	7	00:00:42.1	1	00:37:56.3	4	00:00:40.3	4	00:24:06.0	6		+00:05:26.3
5	Oľga ČERVENKOVÁ	171	1972	Prestigio Realiz	SVK	FIN	01:23:12.0	123	00:15:54.0	2	00:01:21.6	8	00:38:27.0	5	00:01:03.1	8	00:26:26.1	7		+00:06:00.0
6	Dana Futóová	174	1977	3klub Šamorín	SVK	FIN	01:23:41.8	126	00:18:17.2	5	00:01:01.1	4	00:39:41.5	7	00:00:36.9	2	00:24:05.0	5		+00:06:29.8
7	Lucia Hájniová	175	1977	TRIATLONOVÝ KLUB Košice	SVK	FIN	01:26:38.3	131	00:18:08.2	4	00:00:52.8	3	00:39:59.8	8	00:00:33.1	1	00:27:04.2	9		+00:09:26.3
8	Jarmila Poláková	178	1973	3NITY Triathlon team Bratislava	SVK	FIN	01:27:16.6	133	00:20:29.2	10	00:01:41.1	10	00:40:05.0	9	00:01:08.6	9	00:23:52.5	4		+00:10:04.6
9	Blanka Kolenová	176	1972	Aquapark triatlon Turčianske Teplice	SVK	FIN	01:27:56.0	137	00:19:24.5	8	00:01:23.1	9	00:39:15.3	6	00:01:20.6	10	00:26:32.3	8		+00:10:44.0
10	Andrea Suchá	180	1977	ŠK ATÓM Levice	SVK	FIN	01:36:00.9	149	00:20:16.0	9	00:01:12.1	7	00:43:25.3	10	00:00:51.8	6	00:30:15.5	10		+00:18:48.9
11	Lucia Mojžítová	177	1976	TRIAN ŠK UMB Banská Bystrica	SVK	FIN	01:52:37.4	154	00:20:44.5	11	00:01:50.6	11	00:49:04.6	11	00:02:23.8	11	00:38:33.7	11		+00:35:25.4

TRIATLON HURBANOVO 2018

Šprint triatlon 0.75-20-5km

výsledky v kategóriach

08.09.2018

kategória: **AGŽ 50+**



#kat.	meno	št. číslo	ročník	klub	krajina	status	výsl. čas	#abs.	plávanie	#kat	T1	#kat	bicykel	#kat	T2	#kat	beh	#kat	penalty	strata
1	Dana Szabóová	183	1962	Komárno	SVK	FIN	01:34:37.9	147	00:26:58.7	1	00:01:20.1	1	00:40:06.5	1	00:01:00.1	1	00:25:12.2	1		+00:00:00.0

TRIATLON HURBANOVO 2018

Fit triatlon 0.4-10-2km
výsledky v kategóriach



08.09.2018

kategória: **Muži 16-39**

#kat.	meno	št. číslo	ročník	klub	krajina	status	výsl. čas	#abs.	plávanie	#kat	T1	#kat	bicykel	#kat	T2	#kat	beh	#kat	penalty	strata
1	Samuel Brunovský	130	2001	Triax	SVK	FIN	00:34:24.2	1	00:05:59.7	1	00:00:37.6	1	00:18:37.7	7	00:00:37.4	3	00:08:31.7	7		+00:00:00.0
2	Michael Pozdenkov	196	1994	Brno	CZE	FIN	00:34:44.2	2	00:09:38.9	5	00:01:01.8	5	00:16:36.0	1	00:00:49.4	7	00:06:37.9	1		+00:00:20.0
3	Ondrej Frindrich	133	1988	Royal swimming club	SVK	FIN	00:34:59.7	3	00:08:20.7	3	00:00:53.3	3	00:17:00.9	3	00:01:00.8	9	00:07:43.9	3		+00:00:35.5
4	Matej Ščevlík	140	2001	TK Nové Zámky	SVK	FIN	00:35:47.0	5	00:06:18.4	2	00:00:51.2	2	00:19:31.1	9	00:00:31.3	2	00:08:34.7	8		+00:01:22.7
5	Martin Ľupták	135	1992	Hriňová	SVK	FIN	00:36:13.5	7	00:09:50.7	7	00:01:24.8	7	00:16:46.0	2	00:00:29.3	1	00:07:42.5	2		+00:01:49.2
6	Benjamín Hajtman	139	1995	Hurbanovo	SVK	FIN	00:37:03.2	8	00:09:39.9	6	00:01:11.1	6	00:17:35.5	5	00:00:42.6	4	00:07:54.0	4		+00:02:39.0
7	István Madarász	194	1981	Sport Riplex	SVK	FIN	00:37:28.7	11	00:10:05.9	8	00:00:54.6	4	00:17:23.2	4	00:00:44.1	6	00:08:20.7	6		+00:03:04.5
8	Juraj Michalec	136	1993	Nové Mesto nad Vahom	SVK	FIN	00:39:17.0	14	00:08:54.2	4	00:02:45.3	11	00:18:11.5	6	00:01:10.8	11	00:08:14.9	5		+00:04:52.7
9	Igor CHALKA	134	1987		SVK	FIN	00:44:48.2	24	00:10:53.7	9	00:01:43.1	9	00:21:30.2	10	00:00:43.9	5	00:09:57.2	9		+00:10:24.0
10	Marek Vymyslický	138	1983	Holíč	SVK	FIN	00:44:52.7	25	00:12:58.7	10	00:01:26.6	8	00:19:23.0	8	00:01:02.8	10	00:10:01.5	10		+00:10:28.5
11	Maroš Vrbinkovič	137	1987	Bratislava	SVK	FIN	00:55:13.5	33	00:13:47.9	11	00:01:52.8	10	00:28:24.0	12	00:00:50.1	8	00:10:18.5	11		+00:20:49.2
12	Aurelio BISCEGLIA	132	1984		ITA	FIN	00:58:58.3	34	00:15:27.5	12	00:02:51.6	12	00:26:13.7	11	00:01:36.3	12	00:12:49.0	12		+00:24:34.0

kategória: **Muži 40-49**


#kat.	meno	št. číslo	ročník	klub	krajina	status	výsl. čas	#abs.	plávanie	#kat	T1	#kat	bicykel	#kat	T2	#kat	beh	#kat	penalty	strata
1	Norbert Adamča	199	1978	motigo	SVK	FIN	00:35:14.7	4	00:08:43.7	2	00:00:40.1	1	00:16:57.5	1	00:00:37.3	1	00:08:16.0	1		+00:00:00.0
2	Robert Gašparík	143	1976	CNS Academy	SVK	FIN	00:36:13.2	6	00:07:30.4	1	00:01:03.1	3	00:18:13.2	3	00:00:39.6	2	00:08:46.7	3		+00:00:58.5
3	Ján Graszl	144	1976	TK TRIATLON Dvory / Žitavou	SVK	FIN	00:37:07.2	9	00:08:58.9	4	00:00:49.6	2	00:17:26.7	2	00:00:53.6	5	00:08:58.2	4		+00:01:52.5
4	Kristián Šámšon	145	1975	TK Nové Zámky	SVK	FIN	00:38:44.0	13	00:08:54.4	3	00:01:07.1	4	00:18:26.2	4	00:00:59.1	6	00:09:17.0	5		+00:03:29.2
5	Pavol Brezovsky	141	1972	dknb	SVK	FIN	00:40:19.7	18	00:10:06.4	6	00:02:16.1	7	00:18:47.7	5	00:00:46.6	3	00:08:22.7	2		+00:05:05.0
6	Róbert Vitko	150	1977	ŠTK Pezinok	SVK	FIN	00:44:33.3	23	00:10:03.0	5	00:02:02.6	6	00:20:50.7	6	00:01:17.3	7	00:10:19.5	6		+00:09:18.5
7	Jaroslav RUSNÁK	198	1977		SVK	FIN	00:53:35.3	32	00:13:39.2	7	00:01:49.6	5	00:24:45.0	7	00:00:50.3	4	00:12:31.0	7		+00:18:20.5
	Martin Daniel	142	1978	MTB Kolečko	SVK	DNS														

kategória: **Muži nad 50**

#kat.	meno	št. číslo	ročník	klub	krajina	status	výsl. čas	#abs.	plávanie	#kat	T1	#kat	bicykel	#kat	T2	#kat	beh	#kat	penalty	strata
1	Miroslav Kavický	197	1968	Život v horách	SVK	FIN	00:37:08.2	10	00:08:45.2	1	00:00:51.8	1	00:18:08.7	1	00:00:31.3	1	00:08:51.0	2		+00:00:00.0
2	Miroslav Janovčík	148	1959	TK Nové Zámky	SVK	FIN	00:39:21.0	15	00:09:41.7	3	00:01:11.1	3	00:18:43.1	3	00:01:00.2	4	00:08:44.7	1		+00:02:12.7
3	Jaroslav Císár	149	1961	Slávia TRIKLUB FTVŠ Bratislava	SVK	FIN	00:39:32.2	16	00:09:04.4	2	00:01:11.3	4	00:19:27.5	4	00:00:50.6	3	00:08:58.2	3		+00:02:24.0
4	Gabriel Suchý	147	1968	ŠK ATOM LEVICE	SVK	FIN	00:40:54.5	20	00:10:21.4	4	00:01:04.3	2	00:18:17.0	2	00:01:06.8	5	00:10:04.7	5		+00:03:46.2
5	László Juhász	146	1966	Komárno	SVK	FIN	00:44:57.2	26	00:13:56.9	5	00:01:28.8	5	00:19:52.5	5	00:00:40.6	2	00:08:58.2	4		+00:07:49.0

TRIATLON HURBANOVO 2018

Fit triatlon 0.4-10-2km
výsledky v kategóriach



08.09.2018

kategória: **Muži nad 50**

#kat.	meno	št. číslo	ročník	klub	krajina	status	výsl. čas	#abs.	plávanie	#kat	T1	#kat	bicykel	#kat	T2	#kat	beh	#kat	penalty	strata
-------	------	-----------	--------	------	---------	--------	-----------	-------	----------	------	----	------	---------	------	----	------	-----	------	---------	--------

kategória: **Ženy 16-39**


1	Karin Jánošová	121	2002	ŠK ATÓM Levice	SVK	FIN	00:38:37.5	12	00:08:43.2	1	00:00:43.3	2	00:19:53.2	1	00:00:35.6	2	00:08:42.0	1		+00:00:00.0
2	Fanni Lili Sági	124	2002	Martfűi ÚTK	HUN	FIN	00:40:35.7	19	00:08:56.1	2	00:00:42.8	1	00:20:00.2	2	00:00:31.1	1	00:10:25.2	3		+00:01:58.2
3	Lucia Kalinová	122	1981	Dunajská Lužná	SVK	FIN	00:43:42.0	22	00:10:54.4	4	00:01:27.3	4	00:20:49.2	3	00:00:47.2	3	00:09:43.7	2		+00:05:04.5
4	Jolana Radáková	123	1980	CNS Academy	SVK	FIN	00:45:53.5	28	00:10:46.4	3	00:01:21.8	3	00:21:59.0	5	00:00:48.1	4	00:10:58.0	4		+00:07:16.0
5	Renáta ANDREJKOVIČOVÁ	120	1988		SVK	FIN	00:51:53.0	31	00:13:24.9	5	00:02:03.8	5	00:21:37.5	4	00:00:52.3	5	00:13:54.2	5		+00:13:15.5

kategória: **Ženy 40-54**

1	Miroslava Jánošová	126	1973	ŠK ATÓM Levice	SVK	FIN	00:39:33.5	17	00:09:55.9	1	00:00:47.3	1	00:19:01.2	1	00:00:41.6	4	00:09:07.2	2		+00:00:00.0
2	Alexandra Kárniková	127	1976	motigo	SVK	FIN	00:41:07.5	21	00:10:47.7	2	00:01:06.6	2	00:19:45.7	2	00:00:40.6	3	00:08:46.7	1		+00:01:33.9
3	Dana Vachová	131	1972	Myjava	SVK	FIN	00:45:40.7	27	00:10:55.9	3	00:01:13.1	3	00:23:11.2	5	00:00:35.1	1	00:09:45.2	3		+00:06:07.2
4	Slavomíra Nôšková	129	1972	Bratislava	SVK	FIN	00:46:56.5	29	00:12:14.2	4	00:01:43.1	4	00:22:17.3	4	00:00:35.8	2	00:10:06.0	4		+00:07:23.0
5	Alena Kost'ová	128	1978	3klub Šamorín	SVK	FIN	00:49:57.0	30	00:13:48.4	5	00:02:06.6	5	00:20:26.0	3	00:01:34.1	5	00:12:01.7	5		+00:10:23.5
	Katarína Danielova	125	1972	MTB Kolečko	SVK	DNS														

TRIATLON HURBANOVO 2018

Starší žiaci 0.4-10-2km
výsledky v kategóriach



08.09.2018

kategória: **Žiaci starší**


#kat.	meno	št. číslo	ročník	klub	krajina	status	výsl. čas	#abs.	plávanie	#kat	T1	#kat	bicykel	#kat	T2	#kat	beh	#kat	penalty	strata
1	Juraj Fronc	118	2003	Prestigio Realiz team BA	SVK	FIN	00:31:38.5	1	00:07:30.2	6	00:00:34.1	2	00:15:50.0	1	00:00:34.3	5	00:07:09.7	2		+00:00:00.0
2	Šimon Podhorný	112	2003	Športový triatlonový klub Pezinok	SVK	FIN	00:32:17.0	2	00:06:33.4	2	00:00:47.3	5	00:17:00.7	4	00:00:25.3	1	00:07:30.0	4		+00:00:38.4
3	Marek Motaj	114	2003	Prestigio Realiz team BA	SVK	FIN	00:32:27.2	3	00:07:26.9	5	00:00:36.6	3	00:16:17.5	2	00:00:39.1	8	00:07:27.0	3		+00:00:48.7
4	Gabriel Suchý	110	2004	ŠK ATÓM Levice	SVK	FIN	00:32:50.0	4	00:07:23.2	4	00:00:33.8	1	00:16:27.7	3	00:00:26.6	3	00:06:58.5	1	+00:01:00.C	+00:01:11.4
5	Michal Hájník	117	2003	TRIATLONOVÝ KLUB Košice	SVK	FIN	00:34:31.0	6	00:07:31.4	7	00:00:53.1	6	00:17:44.7	5	00:00:26.6	4	00:07:55.0	6		+00:02:52.5
6	Šimon Dubravík	119	2004	3NITY Triathlon team Bratislava	SVK	FIN	00:35:45.1	9	00:06:26.2	1	00:00:59.8	8	00:20:04.0	9	00:00:25.6	2	00:07:49.3	5		+00:04:06.6
7	Marián Šintal	109	2003	Športový triatlonový klub Pezinok	SVK	FIN	00:35:50.7	10	00:07:20.5	3	00:00:54.5	7	00:18:08.5	6	00:00:51.4	9	00:08:35.7	8		+00:04:12.2
8	Jakub Keszöcze	116	2003	3NITY Triathlon team Bratislava	SVK	FIN	00:37:41.7	12	00:08:02.2	8	00:00:46.3	4	00:18:57.7	7	00:00:36.3	7	00:09:19.0	10		+00:06:03.2
9	Marek Romančík	111	2004	Športový triatlonový klub Pezinok	SVK	FIN	00:41:03.0	18	00:09:40.7	9	00:01:40.8	11	00:21:07.7	10	00:00:34.6	6	00:07:59.0	7		+00:09:24.5
10	Martin Nôška	113	2003	3NITY Triathlon team Bratislava	SVK	FIN	00:42:35.5	19	00:09:48.4	10	00:01:06.1	9	00:21:17.7	11	00:01:08.6	10	00:09:14.5	9		+00:10:57.0
11	Jakub Kost'ov	115	2004	3klub Šamorín	SVK	FIN	00:43:05.2	20	00:10:52.7	11	00:01:26.3	10	00:19:38.7	8	00:01:17.4	11	00:09:49.9	11		+00:11:26.7

kategória: **Žiačky staršie**

#kat.	meno	št. číslo	ročník	klub	krajina	status	výsl. čas	#abs.	plávanie	#kat	T1	#kat	bicykel	#kat	T2	#kat	beh	#kat	penalty	strata
1	Ema Beke	101	2004	Prestigio Realiz team BA	SVK	FIN	00:34:01.7	5	00:06:45.9	3	00:00:40.8	5	00:18:32.5	1	00:00:23.1	1	00:07:39.2	1		+00:00:00.0
2	Katarína Kridlová	106	2004	Prestigio Realiz team BA	SVK	FIN	00:34:46.9	7	00:06:45.7	2	00:00:40.6	4	00:18:34.5	2	00:00:27.1	2	00:08:18.9	3		+00:00:45.2
3	Natália Mária Gajdošová	103	2003	TRIATLONOVÝ KLUB Košice	SVK	FIN	00:35:32.0	8	00:06:41.4	1	00:00:36.1	1	00:18:45.0	3	00:00:34.8	6	00:08:54.5	4		+00:01:30.2
4	Karolína Neupaverová	107	2003	TRIKLUB Poprad	SVK	FIN	00:36:42.7	11	00:06:56.7	4	00:00:39.3	3	00:19:22.7	4	00:00:33.6	5	00:09:10.2	7		+00:02:41.0
5	Alžbeta Ključárová	105	2004	Športový triatlonový klub Pezinok	SVK	FIN	00:38:27.5	13	00:09:04.6	9	00:00:49.3	6	00:19:46.7	5	00:00:30.8	4	00:08:15.7	2		+00:04:25.7
6	Emma Siekelová	108	2004	Aquapark triatlon Turčianske Teplice	SVK	FIN	00:38:47.2	14	00:07:39.2	6	00:00:52.0	8	00:19:52.7	6	00:00:47.9	8	00:09:35.2	8		+00:04:45.5
7	Anna Hájniková	104	2004	TRIATLONOVÝ KLUB Košice	SVK	FIN	00:39:02.7	15	00:08:41.3	8	00:00:50.4	7	00:20:08.0	8	00:00:28.4	3	00:08:54.5	5		+00:05:01.0
8	Alexandra Viťková	195	2004	ŠTK Pezinok	SVK	FIN	00:40:00.2	16	00:08:00.9	7	00:00:53.6	9	00:20:06.8	7	00:00:53.8	9	00:09:05.0	6	+00:01:00.C	+00:05:58.5
9	Nina Fekete	102	2004	Prestigio Realiz team BA	SVK	FIN	00:40:00.7	17	00:07:31.2	5	00:00:37.6	2	00:20:12.7	9	00:00:43.1	7	00:10:56.0	9		+00:05:59.0

TRIATLON HURBANOVO 2018

Mladší žiaci 0.2-5-1km
výsledky v kategóriach



08.09.2018

kategória: **Žiaci mladší**

#kat.	meno	št. číslo	ročník	klub	krajina	status	výsl. čas	#abs.	plávanie	#kat	T1	#kat	bicykel	#kat	T2	#kat	beh	#kat	penalty	strata
1	Šimon Rebidáš	287	2005	Turčianske Teplice	SVK	FIN	00:16:43.0	1	00:03:29.7	3	00:00:36.6	1	00:08:33.5	1	00:00:29.1	5	00:03:33.9	2		+00:00:00.0
2	Boris Bátorvský	285	2005	ŠK ATÓM Levice	SVK	FIN	00:16:48.0	2	00:03:24.5	2	00:00:42.5	5	00:08:47.7	3	00:00:26.1	2	00:03:26.9	1		+00:00:05.0
3	Jakub Ščevlík	288	2005	TK Nové Zámky	SVK	FIN	00:17:16.2	3	00:03:11.5	1	00:00:43.1	6	00:08:44.0	2	00:00:26.9	3	00:04:10.7	5		+00:00:33.2
4	Francesco Salazar	286	2006	3NITY Triathlon team Bratislava	SVK	FIN	00:18:26.5	8	00:03:40.5	5	00:00:40.3	3	00:10:02.2	5	00:00:25.1	1	00:03:38.2	3		+00:01:43.5
5	Adam Kováč	289	2006	Prestigio Realiz team BA	SVK	FIN	00:19:03.7	9	00:03:52.2	7	00:00:36.8	2	00:09:59.5	4	00:00:27.6	4	00:04:07.4	4		+00:02:20.7
6	Branislav Fotul	284	2005	TRIATLONOVÝ KLUB Košice	SVK	FIN	00:20:09.0	11	00:03:55.7	8	00:01:05.3	7	00:10:13.7	6	00:00:30.1	6	00:04:23.9	6		+00:03:25.9
7	Attila Juhász	283	2005	Komárno	SVK	FIN	00:20:45.0	13	00:03:37.0	4	00:01:21.0	8	00:10:15.0	7	00:00:30.1	7	00:05:01.7	7		+00:04:01.9
8	Michal Šabo	290	2006	Prestigio Realiz team BA	SVK	FIN	00:21:24.0	14	00:03:49.0	6	00:00:41.5	4	00:11:01.5	8	00:00:39.1	8	00:05:12.7	8		+00:04:41.0

kategória: **Žiačky mladšie**


#kat.	meno	št. číslo	ročník	klub	krajina	status	výsl. čas	#abs.	plávanie	#kat	T1	#kat	bicykel	#kat	T2	#kat	beh	#kat	penalty	strata
1	Nikol Pivarčiová	227	2005	ŠK ATÓM Levice	SVK	FIN	00:17:24.7	4	00:03:21.7	2	00:00:37.8	3	00:09:15.5	2	00:00:23.4	2	00:03:46.2	1		+00:00:00.0
2	Loriana Popovičová	231	2005	TRIATLONOVÝ KLUB Košice	SVK	FIN	00:17:28.7	5	00:03:20.5	1	00:00:36.3	1	00:09:16.5	3	00:00:27.4	5	00:03:47.9	2		+00:00:04.0
3	Stefania Salazar	232	2005	3NITY Triathlon team Bratislava	SVK	FIN	00:17:34.5	6	00:03:22.5	3	00:00:38.5	4	00:09:12.0	1	00:00:26.1	4	00:03:55.2	4		+00:00:09.8
4	Paulína Haulíková	228	2005	ŠK ATÓM Levice	SVK	FIN	00:18:09.7	7	00:03:28.2	4	00:00:37.3	2	00:09:47.5	4	00:00:21.4	1	00:03:55.2	3		+00:00:45.0
5	Laura Grmanová	230	2006	Chlpaté gazely	SVK	FIN	00:19:54.5	10	00:04:24.7	7	00:00:39.8	5	00:09:51.0	5	00:00:24.4	3	00:04:34.5	5		+00:02:29.7
6	Eva Beke	235	2006	Prestigio Realiz team BA	SVK	FIN	00:20:26.0	12	00:03:49.2	5	00:00:59.8	7	00:10:04.2	6	00:00:27.9	6	00:05:04.7	7		+00:03:01.2
7	Natália Stretavská	233	2005	3NITY Triathlon team Bratislava	SVK	FIN	00:21:28.7	15	00:03:56.7	6	00:00:50.1	6	00:10:30.0	7	00:00:36.1	9	00:05:35.7	8		+00:04:04.0
8	Sandra Boháčová	237	2005	motigo	SVK	FIN	00:22:22.5	16	00:04:50.0	8	00:01:10.8	9	00:10:55.0	8	00:00:30.9	7	00:04:55.7	6		+00:04:57.7
9	Veronika Sládeková	234	2006	Chlpaté gazely	SVK	FIN	00:24:51.0	17	00:05:41.5	9	00:01:08.8	8	00:11:15.7	9	00:00:34.1	8	00:06:10.7	9		+00:07:26.2
	Tereza Selecká	236	2005	TRIAN ŠK UMB Banská Bystrica	SVK	DNS														
	Táňa Danielová	229	2005	3NITY Triathlon team Bratislava	SVK	DNS														

TRIATLON HURBANOVO 2018

Nádeje A 0.1-2-0.5km
výsledky v kategóriach

08.09.2018

kategória: **Žiaci nádeje A**



#kat.	meno	št. číslo	ročník	klub	krajina	status	výsl. čas	#abs.	plávanie	#kat	T1	#kat	bicykel	#kat	T2	#kat	beh	#kat	penalty	strata
1	Alex Mandák	280	2007	ŠK ATÓM Levice	SVK	FIN	00:09:04.7	1	00:02:05.7	1	00:00:37.8	3	00:03:58.4	1	00:00:25.4	1	00:01:57.2	3		+00:00:00.0
2	Michal PEŠKO	274	2007		SVK	FIN	00:09:21.2	3	00:02:13.7	3	00:00:39.2	4	00:04:10.8	3	00:00:26.4	2	00:01:51.0	1		+00:00:16.5
3	Richard Fotul	275	2008	TRIATLONOVÝ KLUB Košice	SVK	FIN	00:09:27.7	4	00:02:08.4	2	00:00:36.6	2	00:04:19.4	4	00:00:28.4	4	00:01:54.7	2		+00:00:23.0
4	Dmitry Sporyshev	277	2008	TRIAX Bratislava	RUS	FIN	00:09:38.5	7	00:02:23.7	5	00:00:44.6	5	00:04:02.2	2	00:00:27.9	3	00:01:59.9	4		+00:00:33.7
5	Juraj Voľanský	278	2007	Prestigio Realiz team BA	SVK	FIN	00:10:42.2	13	00:02:35.9	6	00:00:45.3	6	00:04:32.0	7	00:00:31.4	5	00:02:17.4	5		+00:01:37.5
6	Richard Mikuška	270	2008	ŠK ATOM LEVICE	SVK	FIN	00:11:05.4	15	00:02:43.5	7	00:00:55.3	7	00:04:24.2	5	00:00:32.9	6	00:02:29.4	7		+00:02:00.7
7	Filip Kníž	282	2008	TRIAX Bratislava	SVK	FIN	00:11:08.7	17	00:03:11.0	9	00:00:31.1	1	00:04:25.0	6	00:00:33.1	7	00:02:28.4	6		+00:02:04.0
8	Tomáš Pavlík	273	2008	3NITY Triathlon team Bratislava	SVK	FIN	00:12:27.5	21	00:02:53.4	8	00:01:00.3	8	00:05:20.0	9	00:00:36.4	8	00:02:37.2	8		+00:03:22.7
9	Daniel LÚČ	271	2007		SVK	FIN	00:12:49.7	23	00:02:17.7	4	00:01:34.8	9	00:05:17.7	8	00:00:38.6	9	00:03:00.7	9		+00:03:45.0
	Matej Bezák	281	2007	Janíkovce	SVK	DNS														
	Richard Sedlák	279	2007	TRIATLON TEAM Trnava	SVK	DNS														

kategória: **Žiačky nádeje A**

#kat.	meno	št. číslo	ročník	klub	krajina	status	výsl. čas	#abs.	plávanie	#kat	T1	#kat	bicykel	#kat	T2	#kat	beh	#kat	penalty	strata
1	Eliška Drahovská	221	2007	ŠBR Piešťany	SVK	FIN	00:09:13.4	2	00:02:11.7	3	00:00:37.3	1	00:04:01.0	1	00:00:27.4	4	00:01:55.9	1		+00:00:00.0
2	Alexandra Fotulová	217	2007	TRIATLONOVÝ KLUB Košice	SVK	FIN	00:09:30.9	5	00:02:10.2	2	00:00:40.3	4	00:04:12.0	2	00:00:28.9	7	00:01:59.4	2		+00:00:17.4
3	Žaneta Gajdošová	238	2007	ŠK ATÓM Levice	SVK	FIN	00:09:35.2	6	00:02:09.9	1	00:00:38.1	2	00:04:14.2	4	00:00:25.1	2	00:02:07.7	6		+00:00:21.7
4	Karolína Miklošová	240	2007	ŠK ATÓM Levice	SVK	FIN	00:09:48.7	8	00:02:18.2	4	00:00:41.8	6	00:04:20.7	6	00:00:24.1	1	00:02:03.7	4		+00:00:35.2
5	Simona Laktišová	214	2007	ŠK ATÓM Levice	SVK	FIN	00:10:03.4	9	00:02:25.2	6	00:00:41.0	5	00:04:15.0	5	00:00:28.6	6	00:02:13.4	7		+00:00:50.0
6	Debora Moravská	222	2007	ŠK ATÓM Levice	SVK	FIN	00:10:07.0	10	00:02:33.0	10	00:00:38.6	3	00:04:21.2	7	00:00:29.9	8	00:02:04.2	5		+00:00:53.5
7	Viviana Popovičová	218	2008	TRIATLONOVÝ KLUB Košice	SVK	FIN	00:10:10.2	11	00:02:26.4	7	00:00:44.3	8	00:04:31.0	9	00:00:25.4	3	00:02:02.9	3		+00:00:56.7
8	Mia Sophie Rudolphi	223	2007	ŠK ATÓM Levice	SVK	FIN	00:10:26.9	12	00:02:26.9	8	00:00:42.6	7	00:04:24.9	8	00:00:32.6	9	00:02:19.7	9		+00:01:13.5
9	Viktória Dominová	224	2007	Aquapark triathlon Turčianske Teplice	SVK	FIN	00:10:56.4	14	00:02:36.7	11	00:00:53.3	11	00:04:44.5	10	00:00:28.4	5	00:02:13.4	8		+00:01:43.0
10	Tatiana Porubská	213	2007	ŠK ATÓM Levice	SVK	FIN	00:11:06.7	16	00:02:24.2	5	00:00:47.8	10	00:04:53.2	13	00:00:34.6	11	00:02:26.7	11		+00:01:53.2
11	Vanessa Slivonova	216	2007	STK PEZINOK	SVK	FIN	00:11:35.2	18	00:02:48.9	12	00:01:05.8	14	00:04:13.5	3	00:00:37.1	12	00:02:49.7	15		+00:02:21.7
12	Zuzana Hájniová	219	2008	TRIATLONOVÝ KLUB Košice	SVK	FIN	00:11:39.9	19	00:02:58.2	14	00:00:46.8	9	00:04:48.5	11	00:00:41.1	15	00:02:25.2	10		+00:02:26.5
13	Ela Višňovská	212	2008	TK Nové Zámky	SVK	FIN	00:11:50.2	20	00:02:32.4	9	00:00:53.6	12	00:05:13.4	14	00:00:41.1	14	00:02:29.5	12		+00:02:36.7
14	Natália VITKOVÁ	239	2007	ŠTK Pezinok	SVK	FIN	00:12:42.7	22	00:03:20.4	16	00:01:16.6	17	00:04:49.0	12	00:00:42.1	16	00:02:34.4	13		+00:03:29.2
15	Lara Cesneková	226	2008	motigo	SVK	FIN	00:12:58.7	24	00:02:58.0	13	00:01:15.0	16	00:05:33.7	16	00:00:34.1	10	00:02:37.7	14		+00:03:45.2
16	Margaréta Fejdiová	215	2008	3NITY Triathlon team Bratislava	SVK	FIN	00:13:30.7	25	00:03:20.2	15	00:01:13.3	15	00:05:26.2	15	00:00:38.4	13	00:02:52.4	16		+00:04:17.2
17	Ema Vargová	220	2008	TRIATLONOVÝ KLUB Košice	SVK	FIN	00:13:59.9	26	00:03:24.0	17	00:00:58.3	13	00:05:49.7	17	00:00:50.1	17	00:02:57.7	17		+00:04:46.5


TRIATLON HURBANOVO 2018

Nádeje B 0.05-1-0.25km

výsledky v kategóriach

08.09.2018

kategória: **Žiaci nádeje B**




#kat.	meno	št. číslo	ročník	klub	krajina	status	výsl. čas	#abs.	plávanie	#kat	T1	#kat	bicykel	#kat	T2	#kat	beh	#kat	penalty	strata
1	Maxim Kajan	269	2009	Dulovce	SVK	FIN	00:05:51.7	3	00:01:10.9	1	00:00:46.1	5	00:02:20.0	1	00:00:30.3	2	00:01:04.2	7		+00:00:00.0
2	Marwan Taha	268	2009	motigo	SVK	FIN	00:06:10.9	5	00:01:20.7	3	00:00:40.6	4	00:02:35.5	4	00:00:30.4	3	00:01:03.7	6		+00:00:19.2
3	Andrej Hričina	262	2010	ŠK ATÓM Levice	SVK	FIN	00:06:21.9	7	00:01:16.2	2	00:00:49.8	7	00:02:36.7	6	00:00:37.1	8	00:01:01.9	5		+00:00:30.2
4	Adam PEŠKO	276	2009		SVK	FIN	00:06:29.2	8	00:01:39.7	9	00:00:39.6	3	00:02:42.2	7	00:00:28.3	1	00:00:59.2	2		+00:00:37.5
5	Šimon Cesnek	266	2010	motigo	SVK	FIN	00:06:43.7	10	00:01:28.4	4	00:01:08.3	10	00:02:32.2	3	00:00:34.1	4	00:01:00.4	3		+00:00:52.0
6	Alexander KOSTOLÁNI	292	2009	ŠTK Pezinok	SVK	FIN	00:06:45.7	11	00:01:36.9	7	00:00:52.8	8	00:02:35.5	5	00:00:39.1	9	00:01:01.2	4		+00:00:54.0
7	Norbert Adamča	265	2011	motigo	SVK	FIN	00:06:54.4	12	00:01:47.2	12	00:00:47.6	6	00:02:27.2	2	00:00:39.8	10	00:01:12.4	9		+00:01:02.7
8	Oliver Stretavský	263	2010	3NITY Triathlon team Bratislava	SVK	FIN	00:07:08.0	13	00:01:28.7	5	00:00:38.2	1	00:03:07.0	9	00:00:42.3	12	00:01:11.5	8		+00:01:16.2
9	Tomáš Gajdošík	264	2009	Slovenská Triatlonová Akadémia	SVK	FIN	00:07:16.9	14	00:01:30.2	6	00:01:03.3	9	00:02:45.4	8	00:00:40.1	11	00:01:17.7	12		+00:01:25.2
10	Oliver SEEMANN	259	2009		SVK	FIN	00:07:52.0	15	00:01:39.7	8	00:00:39.2	2	00:03:44.8	11	00:00:34.4	5	00:01:13.7	11		+00:02:00.2
11	Gregor Kalinovský	260	2009	Dunajská Lužná	SVK	FIN	00:08:44.7	17	00:01:41.4	10	00:01:56.6	11	00:03:17.5	10	00:00:35.6	6	00:01:13.4	10		+00:02:53.0
12	Tobias BURT	293	2010	Kralova Pri Senci	SVK	FIN	00:10:42.7	18	00:01:46.9	11	00:02:57.3	12	00:04:24.7	12	00:00:36.6	7	00:00:56.9	1		+00:04:51.0
	Roman Cibula	261	2010	TRIATLONOVÝ KLUB Košice	SVK	DNS														
	Radovan Stretavský	267	2009	3NITY Triathlon team Bratislava	SVK	DNS														

kategória: **Žiačky nádeje B**

#kat.	meno	št. číslo	ročník	klub	krajina	status	výsl. čas	#abs.	plávanie	#kat	T1	#kat	bicykel	#kat	T2	#kat	beh	#kat	penalty	strata
1	Nela Baluchová	207	2009	ŠK IGLOVIA Spišská Nová Ves	SVK	FIN	00:05:45.7	1	00:01:10.7	1	00:00:40.6	3	00:02:26.2	1	00:00:30.3	3	00:00:57.7	1		+00:00:00.0
2	Lucia Sofia Steinemannova	210	2009	ŠK ATÓM Levice	SVK	FIN	00:05:48.4	2	00:01:12.9	3	00:00:39.1	2	00:02:29.7	3	00:00:25.8	1	00:01:00.7	2		+00:00:02.7
3	Laura Cícerová	208	2009	ŠK ATÓM Levice	SVK	FIN	00:05:55.2	4	00:01:13.9	4	00:00:35.8	1	00:02:26.7	2	00:00:31.6	4	00:01:06.9	3		+00:00:09.5
4	Laura Tomková	205	2009	ŠK ATÓM Levice	SVK	FIN	00:06:18.2	6	00:01:12.9	2	00:00:45.3	4	00:02:32.2	4	00:00:35.9	6	00:01:11.7	4		+00:00:32.5
5	Karin Mandáková	209	2009	ŠK ATÓM Levice	SVK	FIN	00:06:37.4	9	00:01:15.7	5	00:00:56.3	5	00:02:37.2	5	00:00:30.1	2	00:01:18.0	6		+00:00:51.7
6	Lucia Bezáková	211	2010	Janíkovce	SVK	FIN	00:08:26.4	16	00:01:34.4	6	00:01:27.3	6	00:03:38.0	6	00:00:33.1	5	00:01:13.4	5		+00:02:40.7
	Zuzana Pavlíková	206	2010	3NITY Triathlon team Bratislava	SVK	DNS														

TRIATLON HURBANOVO 2018

Nádeje C 0.05-1-0.25km
výsledky v kategóriach



08.09.2018

kategória: **Žiaci nádeje C**

#kat.	meno	št. číslo	ročník	klub	krajina	status	výsl. čas	#abs.	plávanie	#kat	T1	#kat	bicykel	#kat	T2	#kat	beh	#kat	penalty	strata
1	Samuel Korim	257	2011	Košice	SVK	FIN	00:06:43.9	1	00:01:41.4	3	00:00:47.1	1	00:02:41.0	1	00:00:35.6	4	00:00:58.7	1		+00:00:00.0
2	Tomáš Mikuška	251	2011	ŠK ATÓM Levice	SVK	FIN	00:06:59.2	3	00:01:38.2	1	00:00:52.1	2	00:02:45.7	2	00:00:29.1	1	00:01:13.9	5		+00:00:15.2
3	Adam Taha	258	2011	motigo	SVK	FIN	00:07:13.9	4	00:01:40.2	2	00:00:59.3	3	00:02:54.0	3	00:00:31.1	2	00:01:09.2	2		+00:00:30.0
4	Leonard PASTOR	256	2011		SVK	FIN	00:07:42.2	7	00:01:50.7	4	00:00:59.6	4	00:03:05.2	5	00:00:33.6	3	00:01:12.9	3		+00:00:58.2
5	Filip Fejdi	253	2011	3NITY Triathlon team Bratislava	SVK	FIN	00:08:15.7	8	00:01:57.9	6	00:01:19.3	6	00:02:57.7	4	00:00:45.1	6	00:01:15.4	6		+00:01:31.7
6	Peter Varga	254	2011	TRIATLONOVÝ KLUB Košice	SVK	FIN	00:08:18.4	9	00:01:51.4	5	00:01:03.0	5	00:03:25.5	6	00:00:45.1	5	00:01:13.2	4		+00:01:34.4
	Jerguš Kalinovský	252	2011	Dunajská Lužná	SVK	DNS														
	Dávid Brňák	255	2011	motigo	SVK	DNS														

kategória: **Žiacky nádeje C**

#kat.	meno	št. číslo	ročník	klub	krajina	status	výsl. čas	#abs.	plávanie	#kat	T1	#kat	bicykel	#kat	T2	#kat	beh	#kat	penalty	strata
1	Nelly Grmanová	202	2011	Chlpaté gazely	SVK	FIN	00:06:45.7	2	00:01:27.2	1	00:00:53.1	2	00:02:51.2	1	00:00:32.1	2	00:01:02.0	1		+00:00:00.0
2	Lara Tereza Ščevlíková	204	2011	TK Nové Zámky	SVK	FIN	00:07:23.7	5	00:01:33.2	3	00:00:53.8	3	00:03:03.2	2	00:00:30.4	1	00:01:22.9	4		+00:00:37.9
3	Mia Ema Katrenič	203	2011	3NITY Triathlon team Bratislava	SVK	FIN	00:07:37.4	6	00:01:30.7	2	00:00:51.1	1	00:03:11.2	3	00:00:50.9	4	00:01:13.4	2		+00:00:51.7
4	Petra Danielová	201	2011	MTB Kolečko	SVK	FIN	00:08:58.0	10	00:01:47.4	4	00:01:19.3	4	00:03:50.0	4	00:00:46.3	3	00:01:14.7	3		+00:02:12.2